

Fund Factsheet | 31.08.2023

This document provides an overview of a fund regulated by the Cyprus Securities and Exchange Commission (CySEC). This fund is only marketed to professional and well informed investors (see Disclaimer). Minimum subscription is EUR 125 000. Investing in the fund is prohibited to US persons. Investors must read the fund's Prospectus and Supplement before deciding on the suitability of investing into the Fund and obtain their own tax advice.

Blue Diagonal EM Fixed Income Fund

(the "Fund"), an investment compartment of Blue Diagonal AIF V.C.I.C. Plc

EUR Share Class A:	ISIN: CYF000000937	Lipper ID: 68540673	VALOR: 52817650	Bloomberg: BDEMFA CY Equity
USD Share Class B (hedged):	ISIN: CYF000000945	Lipper ID: 68511890	VALOR: 52817715	Bloomberg: BDEMFB CY Equity
EUR Share Class I:	ISIN: CYF000001935	Lipper ID: 68679566	VALOR: 124601563	Bloomberg: BDEMFI CY Equity
USD Share Class J (hedged):	ISIN: CYF000001943	Lipper ID: 68679567	VALOR: 113905974	Bloomberg: BDEMFIJ CY Equity
Listing: Non-tradable collective investment schemes market of Cyprus Stock Exchange				Share Registrar: Cyprus Stock Exchange
The Fund is externally managed by Blue Diagonal Capital Limited, Cyprus				

Objective

The objective of the fund is to provide the best possible investment returns over a typical market cycle (rolling 3-y period) by investing in emerging market fixed income securities.

Investment Policy

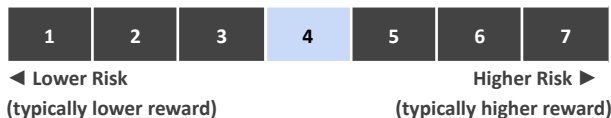
The Fund employs active asset allocation across a wide spectrum of the debt universe of emerging markets. The fixed income securities portfolio will primarily consist of internationally traded euroclearable fixed income securities denominated in hard currency (mainly USD and EUR) issued by sovereigns, quasi-sovereign entities, and corporates in emerging market countries.

The investment strategy uses a bespoke investment methodology. The investment manager determines the risk appetite for the portfolio based on the manager's views on developed and emerging economies, and on the outlook and relative value of various asset classes. Subsequently, the investment manager constructs the portfolio by employing fundamental sovereign and corporate credit analysis with the help of a series of proprietary analytic models and frameworks.

The methodology aims to identify those credits, which on a relative basis, in the absolute discretion of the investment manager, demonstrate an ability and willingness to repay that is not fully priced by markets. To keep the price volatility of NAV per share relatively low, the manager may maintain a relatively low credit duration and interest rate sensitivity at portfolio level.

The Fund can use derivatives for hedging, efficient portfolio management and/or investment purposes which are used as an active investment management instrument to gain exposure to markets. The total leverage of the Fund shall not exceed 300% of its NAV, using the commitment approach.

Risk and reward profile



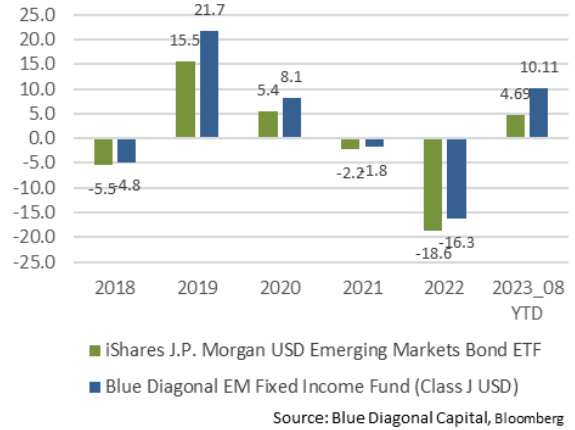
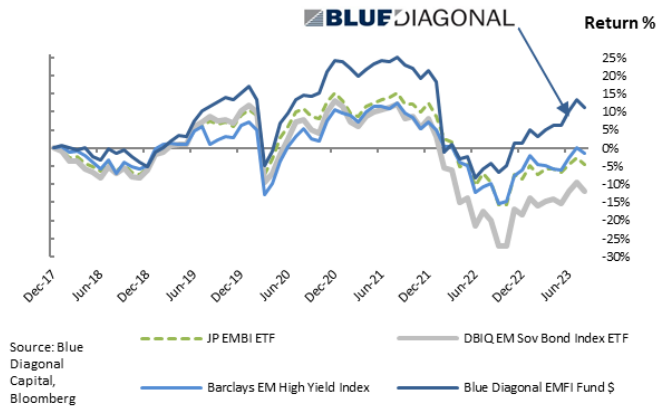
Fund Information

Portfolio management	Demetrios Efstathiou
Fund domicile	Cyprus
Legal Structure	AIF, Article 6
Regulator	Cyprus Securities & Exchange Commission
Launch date	29.12.2017
Benchmark	JP Morgan EMBI Global Diversified Index
Management Fee	1.00% Retail Classes A/B 0.65% Institutional Classes I/J
Ongoing Charges (incl Mgmt. fee)	1.25% Retail Classes A/B 0.90% Institutional Classes I/J
Performance Fee	10% subject to hurdle rate and high water mark
Distribution policy	None, accumulating units
Dealing Frequency	Monthly (5 business days notice)
Dealing Price	NAV per share (mid price)
Anti-Dilution levy	Yes, up to 0.25%, payable to the fund
Profile of a Typical Investor	Suitable for well-informed and institutional investors
Capital Protection or Guarantees	None
Depository	Eurobank Cyprus Ltd, Cyprus

Portfolio Characteristics

	Fund	Index
Modified duration (years)	4.5	7.0
Interest rate duration (years)	7.1	7.0
Average Credit Rating	BB	BB
Average Credit Spread (bp)	555	353
Leverage (commitment method)	102%	100%

Past Performance

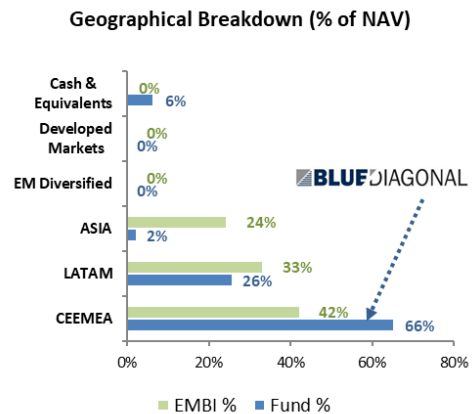
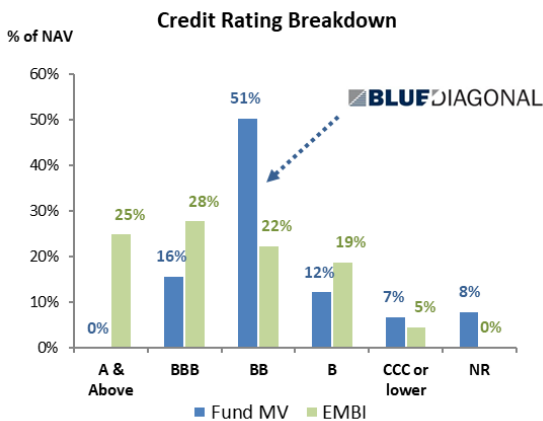
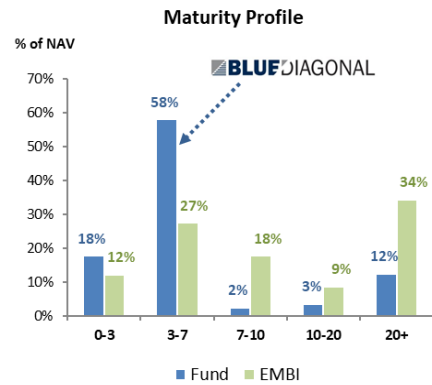
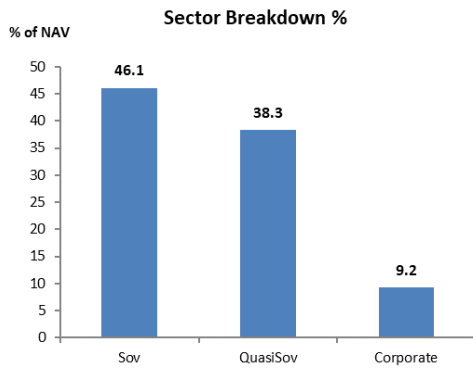


History of Monthly Returns - Class B (USD Hedged)													
	Jan	Feb	Mar	Apr	May	June	July	Aug	Sep	Oct	Nov	Dec	YEAR
2018	0.6%	-0.5%	-0.7%	0.8%	-2.6%	-0.9%	3.3%	-1.5%	1.1%	-1.8%	-1.7%	-1.2%	-5.1%
2019	4.1%	1.4%	1.9%	1.3%	-0.2%	4.4%	2.5%	1.0%	1.2%	1.1%	-0.5%	1.5%	21.4%
2020	1.5%	-3.0%	-16.2%	4.3%	7.7%	2.8%	3.2%	1.1%	-0.3%	1.0%	5.0%	2.4%	7.7%
2021	-0.3%	-1.4%	-1.7%	1.5%	1.3%	0.6%	-0.3%	1.2%	-1.9%	-0.6%	-2.3%	1.8%	-2.1%
2022	-2.6%	-16.4%	2.3%	-4.1%	0.8%	-6.2%	2.9%	1.7%	-2.8%	2.2%	6.5%	-0.1%	-16.5%
2023	3.6%	-1.6%	1.8%	1.2%	0.0%	3.8%	2.6%	-1.7%					9.9%

Fund Metrics vs Indices			
	Beta	Correlation	Alpha (annual) ^{1,2}
From 31.12.2017 - 31.08.2023			
Fund (Class J) vs JPM EM Bond Index (EMBI):	103.7%	86.0%	3.05%
Fund (Class J) vs Invesco EM Bond Index (PCY):	88.4%	87.6%	3.80%
Fund (Class J) vs Barclays EM High Yield Bond Index:	100.8%	84.3%	2.48%

1: The result shows by how much the fund outperformed the benchmark indices
 2: Risk-free return = Return of US Treasury 1-3Y Index
 Source: Blue Diagonal Capital, Bloomberg

Fund Portfolio Characteristics



Risk Factors

- Risk from market fluctuations
- Risk associated with investing in emerging markets (eg. political and economic factors, sanctions, counterparty risk and liquidity factors, legal factors)
- Risk associated with fixed income securities (credit risk, interest rate risk, default risk etc)
- Low rated (high yield) or equivalent unrated debt securities generally offer a higher return than higher rated debt securities, but are subject to greater risks that the issuer will default.
- Risk of use of financial derivatives.
- Risk associated with currency exposures, liquidity risk, concentration risk.
- Active management risk.
- Risks associated with the Fund's investment strategy (eg. market risk, credit rating changes, interest rate hedging, correlations)
- Risk associated with the fund's structure and operations
- During exceptional market conditions there may be insufficient buyers and sellers to allow the Fund to buy and sell investments, which could affect the Fund's ability to meet investors' redemption requests.
- Losses may occur if an organisation through which we buy an asset fails to meet its obligations.
- Custody of assets involves a risk of loss if a custodian becomes insolvent or breaches duties of care.
- **Further information on the Fund's risks can be found in the KID and prospectus.**

Other Information

You may find information on the Investment Manager and the Fund at website: www.bluediagonalcapital.com
Contact: demetris.ef@blue-diagonal.com Tel: +35725 338 008

The Fund has appointed ACOLIN Fund Services AG, ACOLIN Fund Services AG, Leutschenbachstrasse 50, 8050 Zurich, Switzerland, as its Swiss Representative.

Banque Cantonale Vaudoise, place St-François 14, CH-1003 Lausanne, Switzerland is the Swiss Paying Agent. In Switzerland shares shall be distributed exclusively to qualified investors. The fund offering documents, articles of association, audited Annual Report and Semi-annual Report (unaudited) can be obtained free of charge from the Representative. The place of performance with respect to shares distributed in or from Switzerland is the registered office of the Representative.

Regulatory Authority

The Fund has been authorised by the Cyprus Securities and Exchange Commission (CySEC) (AIF17/2014).

Blue Diagonal Capital Ltd is a Cyprus Alternative Investment Fund Manager authorised and regulated by CySEC (AIFM15/56/2013) in accordance with the Alternative Investment Fund Managers Law of 2013 as amended.

DISCLAIMER

This is a Marketing Communication issued in Cyprus by Blue Diagonal Capital Ltd (the “Investment Manager”) pursuant to REGULATION (EU) 2019/1156. The state of the origin of the Fund is Cyprus. In Switzerland, this document constitutes an advertising document which may only be provided to qualified investors within the meaning of art. 10 para. 3 and 3ter CISA.

This Marketing Communication does not constitute “marketing” or “marketing of units” as defined in Alternative Investment Funds Law of 2018 and should not be used or considered as an offer or the solicitation of an offer to sell or to buy or subscribe for shares or units in the fund, nor shall it, or the fact of its distribution, form the basis of, or be relied upon in connection with, any contract relating to such action. . It is not a contractually binding document and is not sufficient to take an investment decision

This Marketing Communication does not constitute, nor should it be regarded as, investment research as it has not been prepared in accordance with the legal requirements designed to promote independence of research and is not subject to any restriction on dealing in any of the assets in which the fund may have invested, or intend to invest.

This material is based on information that the Investment Manager considers reliable and pursuant to the valuation policies and practices of the Investment Manager, but it has not been subject to an independent audit. Blue Diagonal Capital Ltd does not warrant or represent (expressly or impliedly) that it is accurate, complete, not misleading or as to its fitness for the purpose intended and it should not be relied upon as such. The information and opinions contained in this document were produced by Blue Diagonal Capital Ltd as per the date stated in this document and it should be noted that the information is valid only on that date and it will be subject to continuous change after that date

The Fund is actively managed and is not managed in reference to any benchmark index.

Investors should note that past performance does not predict future returns. The performance data do not take account of the commissions and costs incurred on the issue and redemption of units. The fund invests in international securities denominated in foreign currency, and movements in exchange rates will have an effect on the value, either favourable or unfavourable, of such securities. The Fund is exposed to geopolitical risk, and any deterioration in the creditworthiness of countries, and/or the imposition of sanctions on countries may lead to substantial losses for the Fund. Some investments, especially financial derivatives, may display a high level of volatility which could result in the net asset value of the fund experiencing sudden and large falls in its value causing losses when the investment is realised.

The Fund may make use of leverage which could increase the assets under management to more than hundred percent of the net asset value of the fund attributable to investors, which could substantially increase the potential losses that the investors in the fund may incur pursuant to adverse market movements.

Investors may redeem shares on the dates as described in the relevant fund supplement, but investors should note that in volatile markets or where the fund experiences large outflows, the Investment Manager may at his sole discretion suspend the redemption of shares. In addition, the Investment Manager at his sole discretion may impose a redemption charge on any particular dealing date. The factors described above and in more detail in the fund Prospectus and Supplement, may lead to losses which may equal your original investment resulting in a loss of the total sum invested.

The investment in the fund may not be available to or suitable for all investors. Investors should make their own investment decisions based upon their own financial objectives and financial resources and it should be noted that investment involves risk, including, but not limited to, the risk of capital loss. Disclosures about the risks and rewards of purchasing shares in the Fund may be found in the pre-investment disclosures documents, and specifically in the Prospectus and Supplement of the Fund, as well as the KIDs for the share classes. Investors should obtain and carefully review the pre-investment disclosure documents from the Investment Manager (investor_relations@blue-diagonal.com) or from the Fund directly (<https://blue-diagonal.com>) prior to making an investment decision.