

BLUE DIAGONAL EM FIXED INCOME FUND

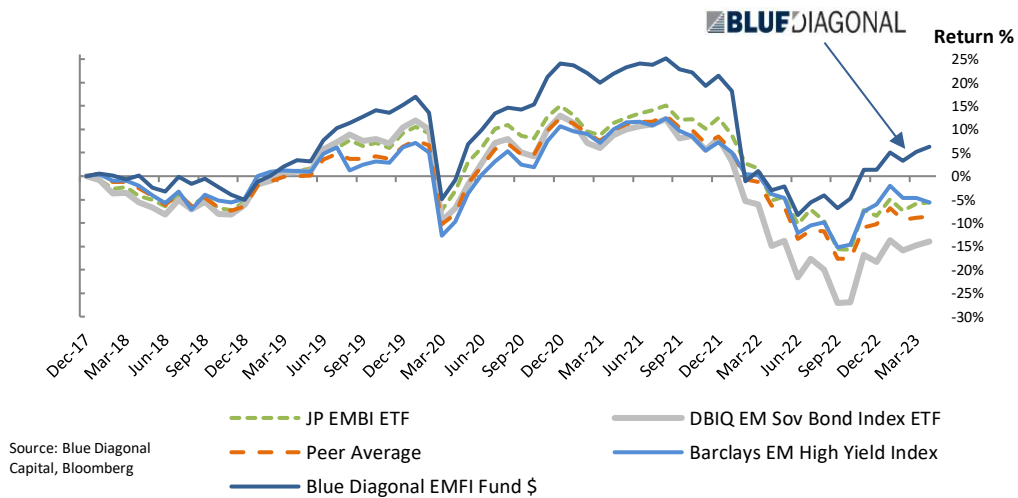
Performance Report | 28 April 2023

EUR Share Class A (hedged):	ISIN: CYF000000937	Lipper ID: 68540673	Bloomberg: BDEMFA CY Equity
USD Share Class B (hedged):	ISIN: CYF000000945	Lipper ID: 68511890	Bloomberg: BDEMFI CY Equity
EUR Share Class I (hedged):	ISIN: CYF000001935	Lipper ID: 68679566	Bloomberg: BDEMFI CY Equity
USD Share Class J (hedged):	ISIN: CYF000001943	Lipper ID: 68679567	Bloomberg: BDEMFIJ CY Equity

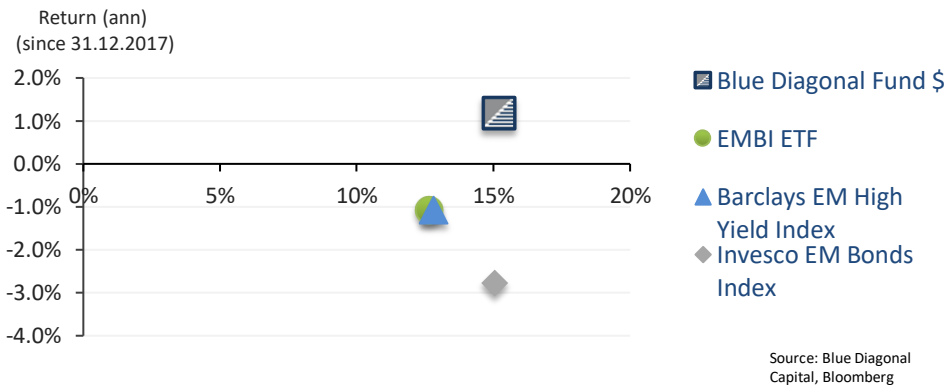
Fund Profile: Blue Diagonal EM Fixed Income Fund aims to provide the best possible investment returns over a typical market cycle (considered to be a rolling 3-year period) by investing into a portfolio of emerging market fixed income securities, primarily denominated in hard currency (USD, EUR) issued by sovereigns, quasi-sovereign entities, and corporates in emerging market countries or collateralised by emerging market debt.

Class A (EUR - Hedged)		Class B (USD - Hedged)	
NAV / share:	0.935001	NAV / share:	1.151560
Monthly Ret:	+0.98%	Monthly Ret:	+1.15%
Last 1 Year Return:	+7.9%	Last 1 Year Return:	+9.7%

Fund Performance (USD Class B) vs Selected Peers and Benchmarks (since Inception)

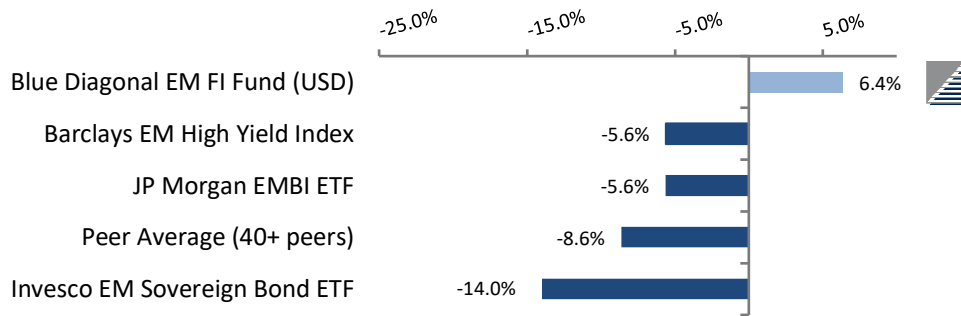


EM Hard Currency Universe – Return vs Volatility



Annualised Volatility of Monthly Returns (since 31.12.2017)

Performance vs EM Debt Benchmarks & Peers (since 31.12.2017)



Source: Blue Diagonal Capital, Bloomberg

Fund Metrics vs Indices

From 31.12.2017 - 28.04.2023

	Beta	Correlation	Alpha (annual) ^{1,2}
Fund (Class J) vs JPM EM Bond Index (EMB):	103.3%	85.9%	2.56%
Fund (Class J) vs Invesco EM Bond Index (PCY):	88.4%	87.4%	3.51%
Fund (Class J) vs Barclays EM High Yield Bond Index:	99.7%	83.9%	2.49%

1: The result shows by how much the fund outperformed the benchmark indices

2: Risk-free return = Return of US Treasury 1-3Y Index

Source: Blue Diagonal Capital, Bloomberg

History of Monthly Returns (USD Class B)

	Jan	Feb	Mar	Apr	May	June	July	Aug	Sep	Oct	Nov	Dec	YEAR
2018	0.6%	-0.5%	-0.7%	0.8%	-2.6%	-0.9%	3.3%	-1.5%	1.1%	-1.8%	-1.7%	-1.2%	-5.1%
2019	4.1%	1.4%	1.9%	1.3%	-0.2%	4.4%	2.5%	1.0%	1.2%	1.1%	-0.5%	1.5%	21.4%
2020	1.5%	-3.0%	-16.2%	4.3%	7.7%	2.8%	3.2%	1.1%	-0.3%	1.0%	5.0%	2.4%	7.7%
2021	-0.3%	-1.4%	-1.7%	1.5%	1.3%	0.6%	-0.3%	1.2%	-1.9%	-0.6%	-2.3%	1.8%	-2.1%
2022	-2.6%	-16.4%	2.3%	-4.1%	0.8%	-6.2%	2.9%	1.7%	-2.8%	2.2%	6.5%	-0.05%	-16.5%
2023	3.6%	-1.6%	1.8%	1.2%									4.9%

History of Monthly Returns (EUR Class A)

	Jan	Feb	Mar	Apr	May	June	July	Aug	Sep	Oct	Nov	Dec	YEAR
2018	0.4%	-0.7%	-1.1%	0.7%	-2.9%	-1.2%	3.1%	-1.8%	0.9%	-2.1%	-1.9%	-1.5%	-7.9%
2019	3.8%	1.1%	1.6%	1.1%	-0.5%	4.1%	2.2%	0.7%	1.0%	0.9%	-0.7%	1.3%	17.9%
2020	1.3%	-3.2%	-16.5%	4.2%	7.5%	2.7%	3.0%	1.1%	-0.4%	0.9%	4.9%	2.2%	5.7%
2021	-0.4%	-1.4%	-1.8%	1.4%	1.2%	0.6%	-0.3%	1.1%	-2.0%	-0.6%	-2.5%	1.8%	-3.1%
2022	-2.9%	-17.1%	2.0%	-4.8%	0.8%	-7.2%	3.2%	1.7%	-3.8%	2.5%	7.4%	-0.3%	-19.0%
2023	3.3%	-1.8%	1.5%	1.0%									4.0%

BLUE DIAGONAL EM FIXED INCOME FUND (the “Fund”), an investment compartment of Blue Diagonal AIF V.C.I.C. Plc
 Blue Diagonal AIF V.C.I.C. Plc is authorised by CySEC (AIF17/2014)
The Fund is externally managed by Blue Diagonal Capital Limited, Cyprus

DISCLAIMER

This Monthly Manager Commentary is a Marketing Communication issued in Cyprus by Blue Diagonal Capital Ltd (the “Investment Manager”) pursuant to REGULATION (EU) 2019/1156. The state of the origin of the Fund is Cyprus. In Switzerland, this document constitutes an advertising document which may only be provided to qualified investors within the meaning of art. 10 para. 3 and 3ter CISA.

This Monthly Manager Commentary does not constitute “marketing” or “marketing of units” as defined in Alternative Investment Funds Law of 2018 and should not be used or considered as an offer or the solicitation of an offer to sell or to buy or subscribe for shares or units in the fund, nor shall it, or the fact of its distribution, form the basis of, or be relied upon in connection with, any contract relating to such action.

This Monthly Manager Commentary does not constitute, nor should it be regarded as, investment research as it has not been prepared in accordance with the legal requirements designed to promote independence of research and is not subject to any restriction on dealing in any of the assets in which the fund may have invested, or intend to invest.

This material is based on information that the Investment Manager considers reliable and pursuant to the valuation policies and practices of the Investment Manager, but it has not been subject to an independent audit. Blue Diagonal Capital Ltd does not warrant or represent (expressly or impliedly) that it is accurate, complete, not misleading or as to its fitness for the purpose intended and it should not be relied upon as such. The information and opinions contained in this document were produced by Blue Diagonal Capital Ltd as per the date stated in this document and it should be noted that the information is valid only on that date and it will be subject to continuous change after that date

The Fund is actively managed and is not managed in reference to any benchmark index.

Investors should note that past performance does not predict future returns. The performance data do not take account of the commissions and costs incurred on the issue and redemption of units. The fund invests in international securities denominated in foreign currency, and movements in exchange rates will have an effect on the value, either favourable or unfavourable, of such securities. The Fund is exposed to geopolitical risk, and any deterioration in the creditworthiness of countries, and/or the imposition of sanctions on countries may lead to substantial losses for the Fund. Some investments, especially financial derivatives, may display a high level of volatility which could result in the net asset value of the fund experiencing sudden and large falls in its value causing losses when the investment is realised.

The Fund may make use of leverage which could increase the assets under management to more than hundred percent of the net asset value of the fund attributable to investors, which could substantially increase the potential losses that the investors in the fund may incur pursuant to adverse market movements.

Investors may redeem shares on the dates as described in the relevant fund supplement, but investors should note that in volatile markets or where the fund experiences large outflows, the Investment Manager may at his sole discretion suspend the redemption of shares. In addition, the Investment Manager at his sole discretion may impose a redemption charge on any particular dealing date. The factors described above and in more detail in the fund Prospectus and Supplement, may lead to losses which may equal your original investment resulting in a loss of the total sum invested.

The investment in the fund may not be available to or suitable for all investors. Investors should make their own investment decisions based upon their own financial objectives and financial resources and it should be noted that investment involves risk, including, but not limited to, the risk of capital loss. Disclosures about the risks and rewards of purchasing shares in the Fund may be found in the pre-investment disclosures documents, and specifically in the Prospectus and Supplement of the Fund, as well as the KIDs for the share classes. Investors should obtain and carefully review the pre-investment disclosure documents from the Investment Manager (investor_relations@blue-diagonal.com) or from the Fund directly (<https://blue-diagonal.com>) prior to making an investment decision.

The Fund has appointed ACOLIN Fund Services AG, Leutschenbachstrasse 50, 8050 Zurich, Switzerland Switzerland, as its Swiss Representative. Banque Cantonale Vaudoise, place St-François 14, CH-1003 Lausanne, Switzerland is the Swiss Paying Agent. In Switzerland shares shall be distributed exclusively to qualified investors. The fund offering documents, articles of association and audited financial statements can be obtained free of charge from the Representative. The place of performance with respect to shares distributed in or from Switzerland is the registered office of the Representative.